

# Mapping Networks of Terrorist Cells

Valdis E. Krebs

*orgnet.com*

*This paper looks at the difficulty in mapping covert networks. Analyzing networks after an event is fairly easy for prosecution purposes. Mapping covert networks to prevent criminal activity is much more difficult. We examine the network surrounding the tragic events of September 11th, 2001. Through public data we are able to map a portion of the network centered around the 19 dead hijackers. This map gives us some insight into the terrorist organization, yet it is incomplete. Suggestions for further work and research are offered.*

## INTRODUCTION AND BACKGROUND

We were all shocked by the tragic events of September 11, 2001. In the non-stop stream of news and analysis one phrase was constantly repeated and used in many contexts – “terrorist network.” Everyone talked about this concept, and described it as amorphous, invisible, resilient, dispersed and other terms that made it difficult to visualize what this structure really looks like. I set out to map this network of terrorist cells that had so affected all of our lives.

I would be mapping a ‘project team’ – much like the legal, overt groups I had mapped in countless consulting assignments. Both overt and covert project teams have tasks to complete, information to share, funding to obtain and administer, schedules to meet, work to coordinate, and objectives to accomplish. How a normal project team does all of that is easy to map and measure using several set of ties – task, resource, strategy and expertise links. I was surprised at the difficulty of this particular effort – both in data definition and discovery.

My data sources were publicly released information reported in major newspapers such as the New York Times, the Wall Street Journal, the Washington Post, and the Los Angeles Times. As I monitored the investigation, it was apparent that the investigators would not be releasing all

pertinent network/relationship information and actually may be releasing misinformation to fool the enemy. I soon realized that the data was not going to be as complete and accurate as I had grown accustomed to in mapping and measuring organizational networks.

For guidance I turned to previous work by social network theorists who had studied covert, secret, or illegal networks. I found three excellent papers that formed a working foundation for the knowledge I would use to pursue this project. Malcolm Sparrow (Sparrow 1991) has an excellent overview of the application of social network analysis to criminal activity. Sparrow describes three problems of criminal network analysis that I soon encountered.

1. Incompleteness – the inevitability of missing nodes and links that the investigators will not uncover.
2. Fuzzy boundaries – the difficulty in deciding who to include and who not to include.
3. Dynamic – these networks are not static, they are always changing. Instead of looking at the presence or absence of a tie between two individuals, Sparrow suggests looking at the waxing and waning strength of a tie depending upon the time and the task at hand.

Wayne Baker and Robert Faulkner (Baker and Faulkner 1993) suggest looking at archival data to derive relationship data. The data they used to analyze illegal price-fixing networks were mostly court documents and sworn testimony. This data included accounts of observed interpersonal relationships from various witnesses. The hijackers of September 11th were not directly observed by others in great detail.

Bonnie Erickson (Erickson 1981) reveals the importance of trusted prior contacts for the effective functioning of a secret society. The 19 hijackers appeared to have come from a network that had formed while they were completing terrorist training in Afghanistan. Many were school chums from many years ago, some had lived together for years, and others were related by kinship ties. Deep trusted ties, that were not easily visible to outsiders, wove this terror network together.

## **Data Gathering**

Within one week of the attack, information from the investigation started to become public. We soon knew there were 19 hijackers, which planes they were on, and which nation's passports they had used to get into the country. As more information about the hijackers' past was uncovered I decided to map links of three strengths (and corresponding thicknesses). The tie strength would largely be governed by the amount of time together by a pair of terrorists. Those living together or attending the same school or the same classes/training would have the strongest ties. Those travelling together and participating in meetings together would have ties of moderate strength and medium thickness. Finally, those who were recorded as having a financial transaction together, or an occasional meeting, and no other ties, I sorted into the dormant tie category – they would rarely interact. These relationships were shown with the thinnest links in the network.

I started my mapping project upon seeing the matrix in Figure 1 on the web site of the Sydney Morning Herald (AU) (Sydney Morning Herald, 2001). This was the first attempt I had seen to visually organize the data that was gradually becoming available two weeks after the tragedy.

Soon after the matrix in Figure 1 was published, the Washington Post released a more detailed matrix of how the hijackers had spent their time in the USA and with whom (Washington Post, 2001). The most detailed document of the hijackers relationships and activity was released in December 2001 in the Indictment of Zacarias Moussaoui (Department of Justice, 2001).

## THE HIJACKERS ...

### American Airlines 11 Crashed into WTC (north)

	<b>Mohamed Atta</b> (Egyptian) Received pilot training
	<b>Waleed M. Alshehri</b> (Saudi) Commercial pilot
	<b>Wail Alshahri</b> (Saudi) Possible pilot training
	<b>Satam al-Suqami</b> (Nationality unknown)
No picture available	<b>Abdulaziz Alomari*</b> (Saudi) Possible pilot training

### American Airlines 77 Crashed into Pentagon

	<b>Khalid al-Midhar</b> (Nationality unknown) Received pilot training
	<b>Majed Moqed</b> (Nationality unknown)
	<b>Salem Alhamzi*</b> (Saudi) Possible pilot training
	<b>Nawaf Alhamzi*</b> (Saudi)
	<b>Hani Hanjour</b> (Saudi)

### United Airlines 175 Crashed into WTC (south)

	<b>Marwan al-Shehhi</b> (United Arab Emirates) Received pilot training
No picture available	<b>Fayez Ahmed</b> (Believed to be Saudi)
	<b>Ahmed Alghamdi</b> (Possibly Saudi)
	<b>Hamza Alghamdi</b> (Believed to be Saudi) Possible pilot training
	<b>Mohald Alshehri</b> (Nationality unknown) Possible pilot training

### United Airlines 93 Crashed in Pennsylvania

	<b>Ziad Jarrah</b> (Lebanese) Received pilot training
	<b>Ahmed Alhaznawi</b> (Saudi)
	<b>Ahmed Alnami</b> (Nationality unknown)
	<b>Saeed Alghamdi*</b> (Seems to be Saudi)

\*Disputed identity

## AND HOW THEY WERE CONNECTED

### Attended same technical college

Hamburg, Germany  
Mohamed Atta  
Marwan al-Shehhi  
Ziad Jarrah

### Took flight classes together

Pilot schools in Florida  
Mohamed Atta  
Marwan al-Shehhi

Pilot schools in San Diego  
Khalid al-Midhar  
Nawaf Alhamzi

### Bought flight tickets using same address

- Mohamed Atta\*
- Marwan al-Shehhi
- Abdulaziz Alomari\*

\* Also used same credit card

- Waleed M. Alshehri
- Wail Alshahri

- Fayez Ahmed
- Mohald Alshehri

- Ahmed Alghamdi
- Hamza Alghamdi

### Known to be together in week before attacks

Stayed together in a Florida motel  
Mohamed Atta  
Marwan al-Shehhi

Attended a gym in Maryland (Sept 2-6), also seen dining together

Khalid al-Midhar  
Majed Moqed  
Salem Alhamzi  
Nawaf Alhamzi  
Hani Hanjour

### Bought flight tickets together

Mohamed Atta  
Ziad Jarrah  
Ahmed Alhaznawi

Picked up tickets bought earlier in Baltimore  
Khalid al-Midhar  
Majed Moqed

Bought from the same travel agent in Florida

Ahmed Alnami  
Saeed Alghamdi

### Last known address


Hollywood, Florida  
Marwan al-Shehhi  
Waleed M. Alshehri  
Wail Alshahri  
Ziad Jarrah  
Hani Hanjour

### Other cities in Florida

Mohamed Atta  
Fayez Ahmed  
Ahmed Alghamdi  
Mohald Alshehri  
Khalid al-Midhar  
Ahmed Alhaznawi  
Ahmed Alnami  
Saeed Alghamdi

### Outside Florida

Satam al-Suqami  
Hamza Alghamdi  
Abdulaziz Alomari  
Majed Moqed  
Salem Alhamzi  
Nawaf Alhamzi



SOURCE: NYT

Figure 1. Early Hijacker Matrix

Once the names of the 19 hijackers were public, discovery about their background and ties seemed to accelerate. From two to six weeks after the event, it appeared that a new relationship or node was added to the network on a daily basis. In addition to tracking the newspapers mentioned, I started to search for the terrorists' names using the Google search engine<sup>1</sup>. Although I would find information about each of the 19 hijackers, rarely would I find information from the search engine that was not reported by the major newspapers I was tracking. Finding information that was not duplicated in one of the prominent newspapers made me suspicious. Several false stories appeared about a cell in Detroit. These stories, originally reported with great fanfare, were proven false within one week. This made me even more cautious about which sources I used to add a link or a node to the network.

By the middle of October enough data was available to start seeing patterns in the hijacker network. Initially, I examined the prior trusted contacts (Erickson, 1981) – those ties formed through living and learning together. The network appeared in the shape of a serpent (Figure 2) – how appropriate, I thought.

<sup>1</sup> <http://www.google.com>

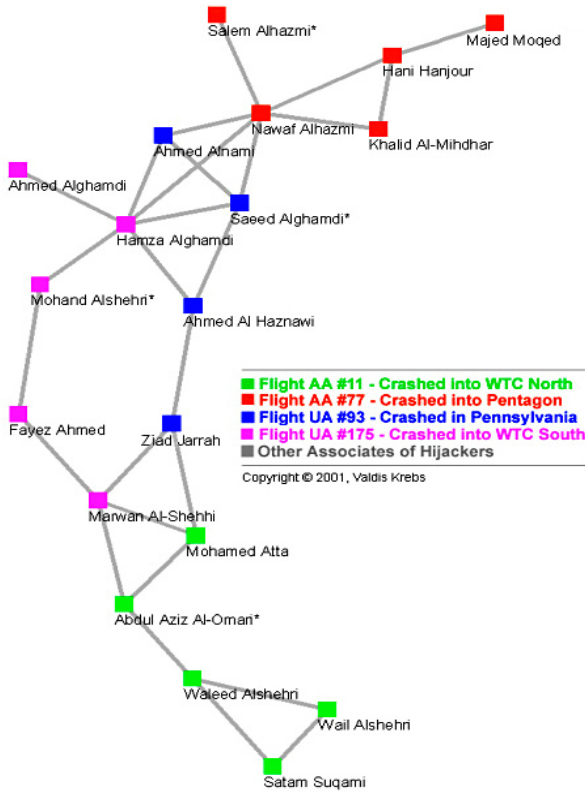


Figure 2 Trusted Prior Contacts

I was amazed at how sparse the network was and how distant many of the hijackers on the same team were from each other. Many pairs of team members were beyond the horizon of observability (Friedkin, 1983) from each other – many on the same flight were more than 2 steps away from each other. Keeping cell members distant from each other, and from other cells, minimizes damage to the network if a cell member is captured or otherwise compromised. Usama bin Laden even described this strategy on his infamous video tape which was found in a hastily deserted house in Afghanistan. In the transcript (Department of Defense, 2001) bin Laden mentions:

*Those who were trained to fly didn't know the others. One group of people did not know the other group.*

The metrics for the network in Figure 2 are shown below and in Table 1. We see a very long mean path length, 4.75, for a network of less than 20 nodes. From this metric and bin Laden's comments above we see that covert networks trade efficiency for secrecy.

	no shortcuts	with shortcuts
Group Size	19	19
Potential Ties	342	342
Actual Ties	54	66
Density	16 %	19%

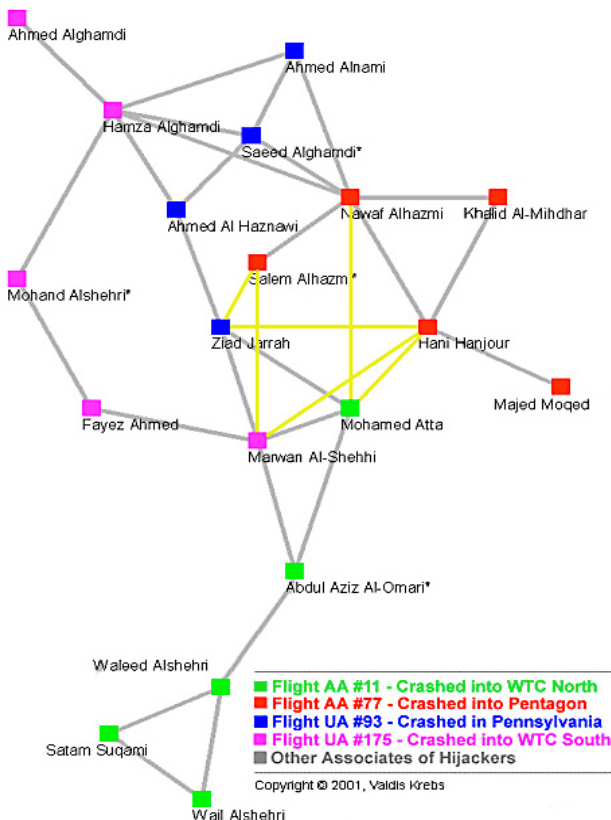
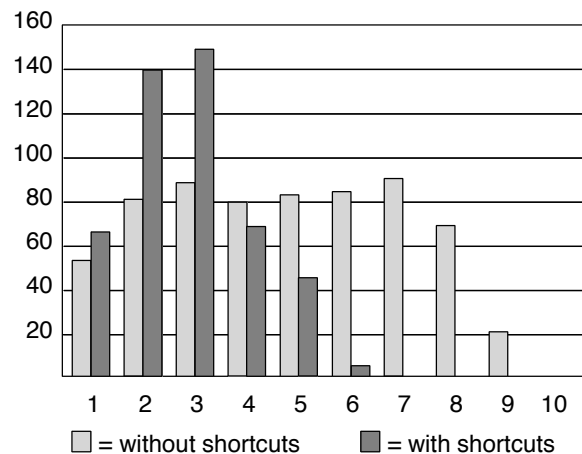


Figure 3 Trusted Prior Contacts + Meeting Ties [shortcuts]

### Geodesics



Yet, work has to be done, plans have to be executed. How does a covert network accomplish its goals? Through the judicious use of transitory short-cuts (Watts, 1999) in the network. Meetings are held that connect distant parts of the network to coordinate tasks and report progress. After the coordination is

accomplished, the cross-ties go dormant until the need for their activity arises again. One well-documented meeting of the hijacker network took place in Las Vegas. The ties from this and other documented meetings are shown in gold in Figure 3.

Table 1. Without shortcuts				Table 2. With shortcuts			
Name	Cluster- ing Coef- ficient	Mean Path Length	Short- cuts	Name	Cluster- ing Coef- ficient	Mean Path Length	Short- cuts
Satam Suqami	1.00	5.22	0.00	Satam Suqami	1.00	3.94	0.00
Wail Alshehri	1.00	5.22	0.00	Wail Alshehri	1.00	3.94	0.00
Majed Moqed	0.00	4.67	0.00	Ahmed Alghamdi	0.00	3.22	0.00
Waleed Alshehri	0.33	4.33	0.33	Waleed Alshehri	0.33	3.06	0.33
Salem Alhazmi*	0.00	3.89	0.00	Majed Moqed	0.00	3.00	0.00
Khalid Al-Mihdhar	1.00	3.78	0.00	Mohand Alshehri*	0.00	2.78	1.00
Hani Hanjour	0.33	3.72	0.00	Khalid Al-Mihdhar	1.00	2.61	0.00
Abdul Aziz Al-Omari*	0.33	3.61	0.33	Ahmed Alnami	1.00	2.56	0.00
Ahmed Alghamdi	0.00	3.50	0.00	Fayez Ahmed	0.00	2.56	1.00
Ahmed Alnami	1.00	3.17	0.00	Ahmed Al Haznawi	0.33	2.50	0.33
Mohamed Atta	0.67	3.17	0.00	Saeed Alghamdi*	0.67	2.44	0.00
Marwan Al-Shehhi	0.33	3.06	0.25	AbdulAziz Al-Omari*	0.33	2.33	0.33
Fayez Ahmed	0.00	2.94	1.00	Hamza Alghamdi	0.27	2.28	0.17
Nawaf Alhazmi	0.27	2.94	0.00	Salem Alhazmi*	0.33	2.28	0.33
Ziad Jarrah	0.33	2.83	0.33	Ziad Jarrah	0.40	2.17	0.20
Mohand Alshehri*	0.00	2.78	1.00	Marwan Al-Shehhi	0.33	2.06	0.17
Saeed Alghamdi*	0.67	2.72	0.00	Hani Hanjour	0.33	2.06	0.00
Ahmed Al Haznawi	0.33	2.67	0.33	Mohamed Atta	0.50	1.94	0.00
Hamza Alghamdi	0.27	2.56	0.17	Nawaf Alhazmi	0.24	1.94	0.14
<b>Overall</b>	<b>0.41</b>	<b>4.75</b>	<b>0.19</b>	<b>Overall</b>	<b>0.42</b>	<b>2.79</b>	<b>0.18</b>

\* suspected to have false identification

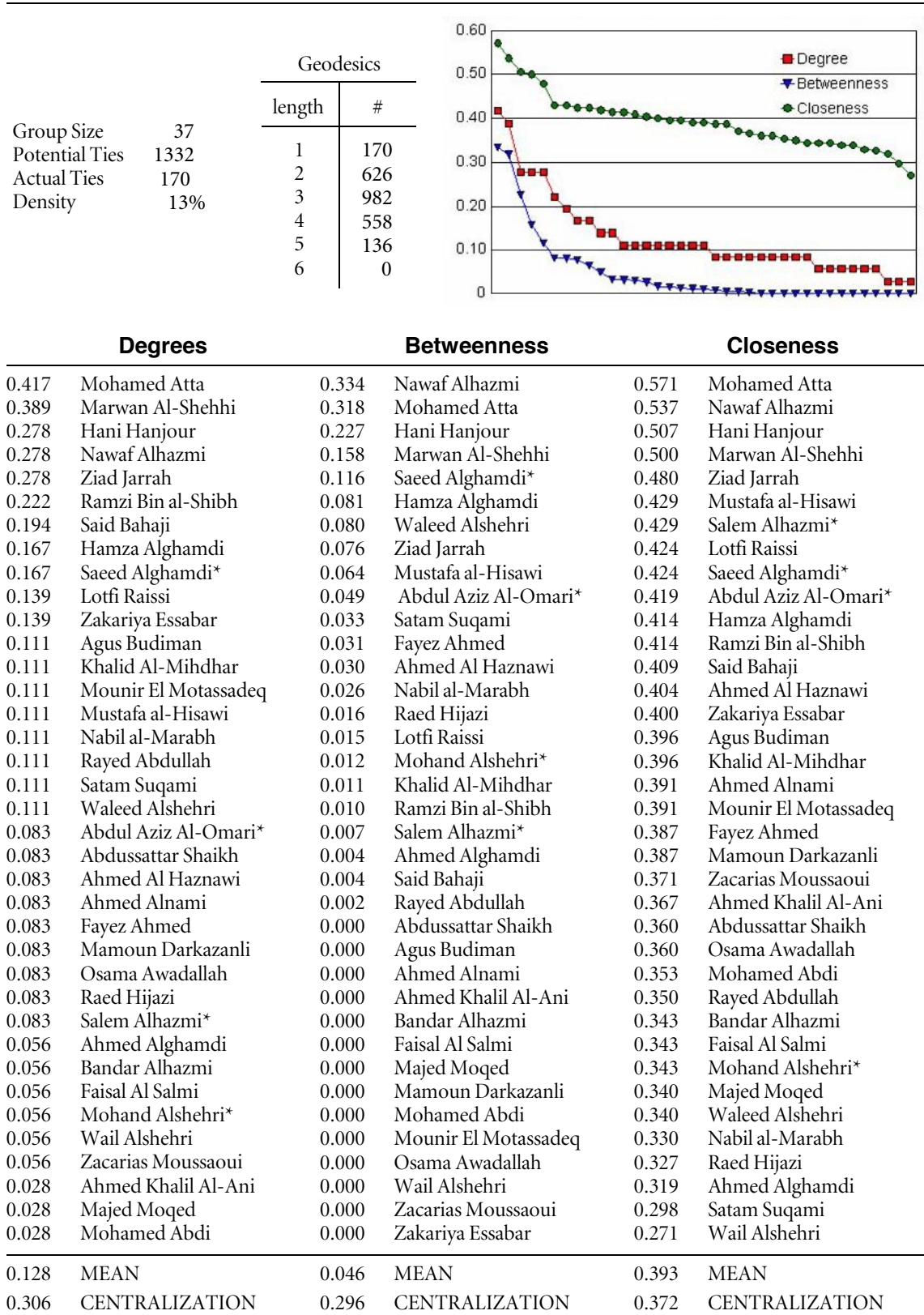
Six (6) shortcuts were added to the network temporarily in order to collaborate and coordinate. These shortcuts dropped the mean path length in the network by over 40% thus improving the information flow in the network. There is a constant struggle between keeping the network hidden and actively using it to accomplish objectives (Baker and Faulkner, 1993).

The 19 hijackers did not work alone. They had accomplices who did not get on the planes. These co-conspirators were conduits for money and also provided needed skills and knowledge. Figure 4 shows the hijackers and their immediate network neighbourhood – their identified direct contacts.

After one month of investigation it was ‘common knowledge’ that Mohamed Atta was the ring leader of this conspiracy. Again, bin Laden verified this in the video tape (Department of Defense, 2001). Looking at the diagram he has the most connections. In Table 3 we see that Atta scores the highest on Degrees, and Closeness but not Betweenness centrality (Freeman 1979). These metrics do not necessarily confirm his leader status. We are obviously missing nodes and ties in this network. Centrality measures are very sensitive to minor changes in nodes and links. A discovery of a new conspirator along with new ties, or the uncovering of a tie amongst existing nodes can alter who comes out on top in the Freeman centralities. Recent converts to social network analysis are thrilled about what these metrics may show (Stewart 2001), experienced players urge caution<sup>2</sup>.

<sup>2</sup> Email correspondence with Ron Burt, Wayne Baker, Barry Wellman, Peter Klerks

**Table 3. Hijackers' Network Neighborhood**



\* suspected to have false identification

## Prevention or Prosecution?

Currently, social network analysis is applied more to the prosecution, not the prevention, of criminal activities. SNA has a long history of application to evidence mapping in both fraud and criminal conspiracy cases. Once investigators have a suspect they can start to build an ego network by looking at various sources of relational information. These sources are many and provide a quickly focusing picture of illegal activity. These sources include (DIA, 2000):

- ! Credit files, bank accounts and the related transactions
- ! Telephone calling records
- ! Electronic mail, instant messaging, chat rooms, and web site visits
- ! Court records
- ! Business, payroll and tax records
- ! Real estate and rental records
- ! Vehicle sale and registration records

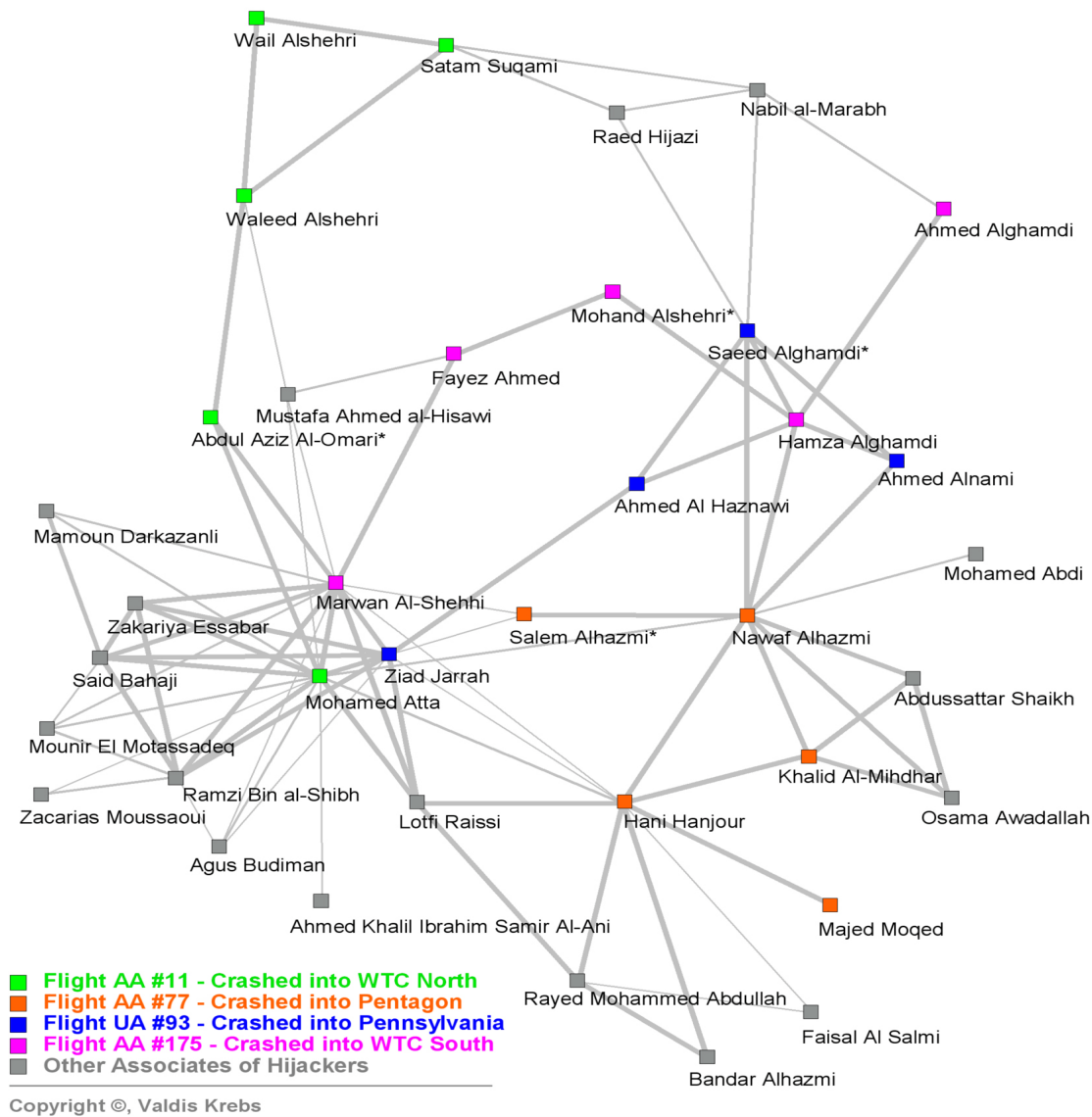
As was evident with the September 11th hijackers, once the investigators knew who to look at, they quickly found the connections amongst the hijackers and also discovered several of the hijackers' alters. We must be careful of 'guilt by association'. Being an alter of a terrorist does not prove guilt – but it does invite investigation.

The big question remains – why wasn't this attack predicted and prevented? Everyone expects the intelligence community to uncover these covert plots and stop them before they are executed. Occasionally plots are uncovered and criminal networks are disrupted. But this is very difficult to do. How do you discover a network that focuses on secrecy and stealth?

Covert networks often don't behave like normal social networks (Baker and Faulkner, 1993). Conspirators don't form many new ties outside of the network and often minimize the activation of existing ties inside the network. Strong ties, which were frequently formed years ago in school and training camps, keep the cells interconnected. Yet, unlike normal social networks, these strong ties remain mostly dormant and therefore hidden. They are only activated when absolutely necessary. Weak ties were almost non-existent between members of the hijacker network and outside contacts. It was often reported that the hijackers kept to themselves. They would rarely interact with outsiders, and then often one of them would speak for the whole group. A minimum of weak ties reduces the visibility into the network, and chance of leaks out of the network.

In a normal social network, strong ties reveal the cluster of network players – it is easy to see who is in the group and who is not. In a covert network, because of their low frequency of activation, strong ties may appear to be weak ties. The less active the network, the more difficult it is to discover. Yet, the covert network has a goal to accomplish. Network members must balance the need for secrecy and stealth with the need for frequent and intense task-based communication (Baker and Faulkner 1993). The covert network must be active at times. It is during these periods of activity that they may be most vulnerable to discovery.

The hijacker's network had a hidden strength – massive redundancy through trusted prior contacts. The ties forged in school, through kinship, and training/fighting in Afghanistan made this network very resilient. These ties were solidly in place as the hijackers made their way to America. While in America, these strong ties were rarely active – used only for planning and coordination. In effect these underlying strong ties were mostly invisible during their stay in America. It was only after the tragic event, that intelligence from Germany and other countries, revealed this dense under-layer of this violent network. The dense connections of the 'Hamburg cell' are obvious in Figure 4.



**Figure 4. Hijacker's Network Neighborhood**

This dense under-layer of prior trusted relationships made the hijacker network both stealth and resilient. Although we don't know all of the internal ties of the hijackers' network it appears that many of the ties were concentrated around the pilots. This is a risky move for a covert network. Concentrating both unique skills and connectivity in the same nodes makes the network easier to disrupt – once it is discovered. Peter Klerks (Klerks 2001) makes an excellent argument for targeting those nodes in the network that have unique skills. By removing those necessary skills from the project, we can inflict maximum damage to the project mission and goals. It is possible that those with unique skills would also have unique ties within the network. Because of their unique human capital and their high social capital the pilots were the richest targets for removal from the network. Unfortunately they were not discovered in time.



## Conclusion

To draw an accurate picture of a covert network, we need to identify task and trust ties between the conspirators. The same four relationships we map in business organizations would tell us much about illegal organizations. This data is occasionally difficult to unearth with cooperating clients. With covert criminals, the task is enormous, and may be impossible to complete. Table 4 below lists multiple project networks and possible data sources about covert collaborators.

**Table 4. Networks to Map**

Relationship / Network	Data Sources
1. Trust	Prior contacts in family, neighborhood, school, military, club or organization. Public and court records. Data may only be available in suspect's native country.
2. Task	Logs and records of phone calls, electronic mail, chat rooms, instant messages, web site visits. Travel records. Human intelligence – observation of meetings and attendance at common events.
3. Money & Resources	Bank account and money transfer records. Pattern and location of credit card use. Prior court records. Human intelligence – observation of visits to alternate banking resources such as Hawala.
4. Strategy & Goals	Web sites. Videos and encrypted disks delivered by courier. Travel records. Human intelligence – observation of meetings and attendance at common events

Of course, the common network researcher will not have access to many of these sources. The researcher's best sources may be public court proceedings which contain much of this data (Baker and Faulkner, 1993), (Department of Justice, 2001).

The best solution for network disruption may be to discover possible suspects and then, via snowball sampling, map their ego networks – see whom else they lead to, and where they overlap. To find these suspects it appears that the best method is for diverse intelligence agencies to aggregate their information – their individual pieces to the puzzle – into a larger emergent map. By sharing information and knowledge, a more complete picture of possible danger can be drawn. In my data search I came across many news accounts where one agency, or country, had data that another would have found very useful. To win this fight against terrorism it appears that the good guys have to build a better information and knowledge sharing network than the bad guys (Ronfeldt and Arquilla, 2001).

**REFERENCES**

- Baker, W.E. and R.R. Faulkner. 1993. The social organization of conspiracy: Illegal networks in the heavy electrical equipment industry. *American Sociological Review* 58(6) 837-860.
- Defense Intelligence Agency. 2000. *Criminal Network Analysis Training Course*. <http://www.oss.net/Papers/training/Lesson007Guide.html>
- Erickson, B.H. 1981. Secret societies and social structure. *Social Forces* 60(1): 188-210.
- Freeman, L.C. 1979. Centrality in social networks: conceptual clarification. *Social Networks* 1: 215-239.
- Friedkin, N.E. 1983. Horizons of observability and limits of informal control in organizations. *Social Forces* 62: 54-77.
- Klerks, P. 2001. The network paradigm applied to criminal organizations”, *Connections* 24(3) xx-yy.
- Krebs, V.E. 2001. Network Metrics. InFlow 3.0 Users’ Manual.
- Ronfeldt, D. and J. Arquilla. 2001. Networks, netwars, and the fight for the future. *First Monday*, 6(10). [http://www.firstmonday.dk/issues/issue6\\_10/index.html](http://www.firstmonday.dk/issues/issue6_10/index.html)
- Stewart, T. 2001. Six degrees of Mohamed Atta. *Business 2.0*, December 2001, pp 63. <http://www.business2.com/articles/mag/0,1640,35253,FF.html>
- Sparrow, M.K. 1991. The application of network analysis to criminal intelligence: An assessment of the prospects. *Social Networks* 13: 251-274.
- Sydney Morning Herald. 2001. The hijackers... and how they were connected. September 22. <http://www.smh.com.au/news/0109/26/world/>
- United States Department of Justice. 2001. Indictment of ZACARIAS MOUSSAOUI. December 11. <http://www.usdoj.gov/ag/moussaouiindictment.htm>
- United States Department of Defense. 2001. Transcript of bin Laden Video Tape. December 13. <http://www.defenselink.mil/news/Dec2001/d20011213ubl.pdf>
- Washington Post. 2001. The Plot: A Web of Connections. September 24. [http://www.washingtonpost.com/wp-srv/nation/graphics/attack/investigation\\_24.html](http://www.washingtonpost.com/wp-srv/nation/graphics/attack/investigation_24.html)
- Watts, D. J. 1999. Networks, dynamics, and the small-world phenomenon. *American Journal of Sociology* 13(2): 493-527.